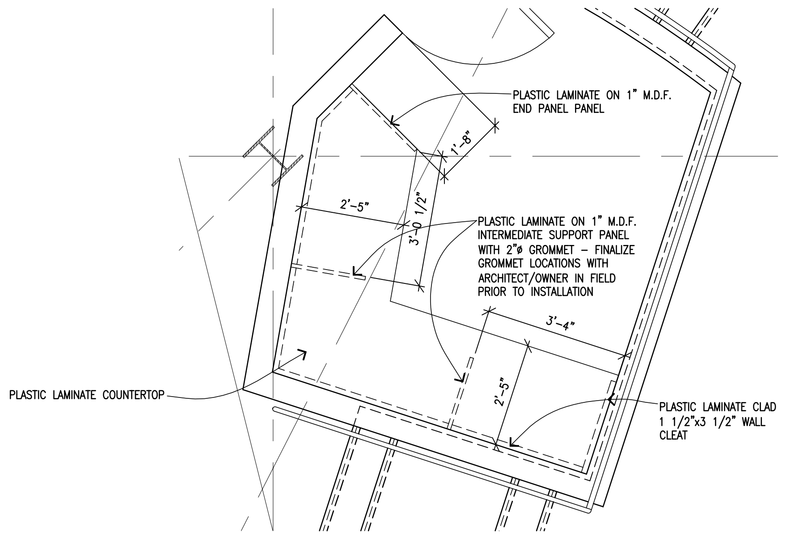

3 A201A PARTIAL FLOOR PLAN
SCALE: 1/2" = 1'-0"

NOTE:
1. FIELD VERIFY DIMENSIONS FOR EXISTING CONDITIONS SHOWN ON THE DRAWINGS - TYP.
2. PROVIDE SEALED COATING ON ALL NEW CONCRETE CONSTRUCTION WHERE EXPOSED TO VIEW - TYP.
3. PROVIDE 1/2" PREMOLDED JOINT WHERE NEW CONCRETE CONSTRUCTION MEET EXISTING CONCRETE CONSTRUCTION - TYP.

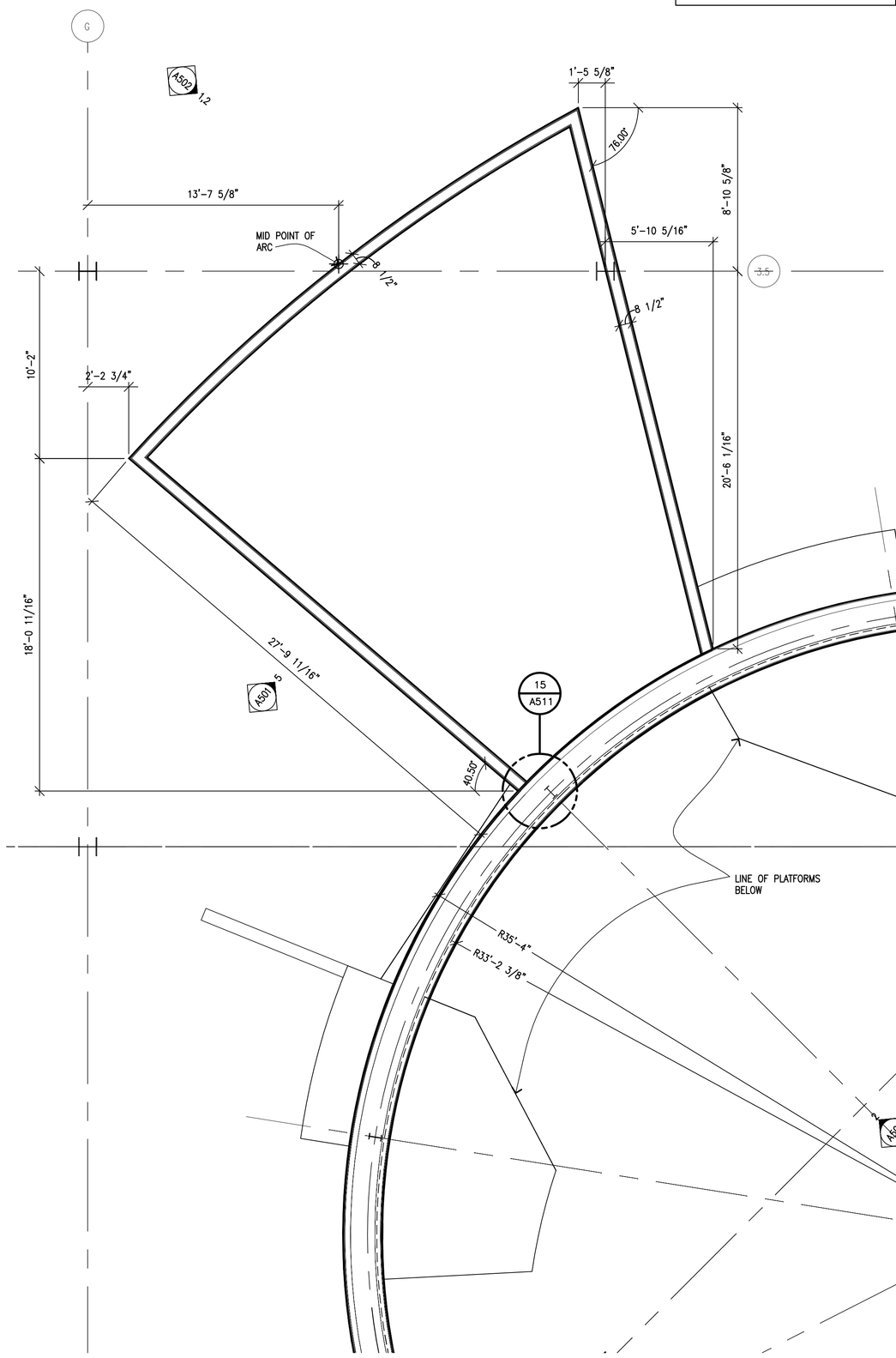

2 A201A UPPER AREA PLAN
SCALE: 1/4" = 1'-0"

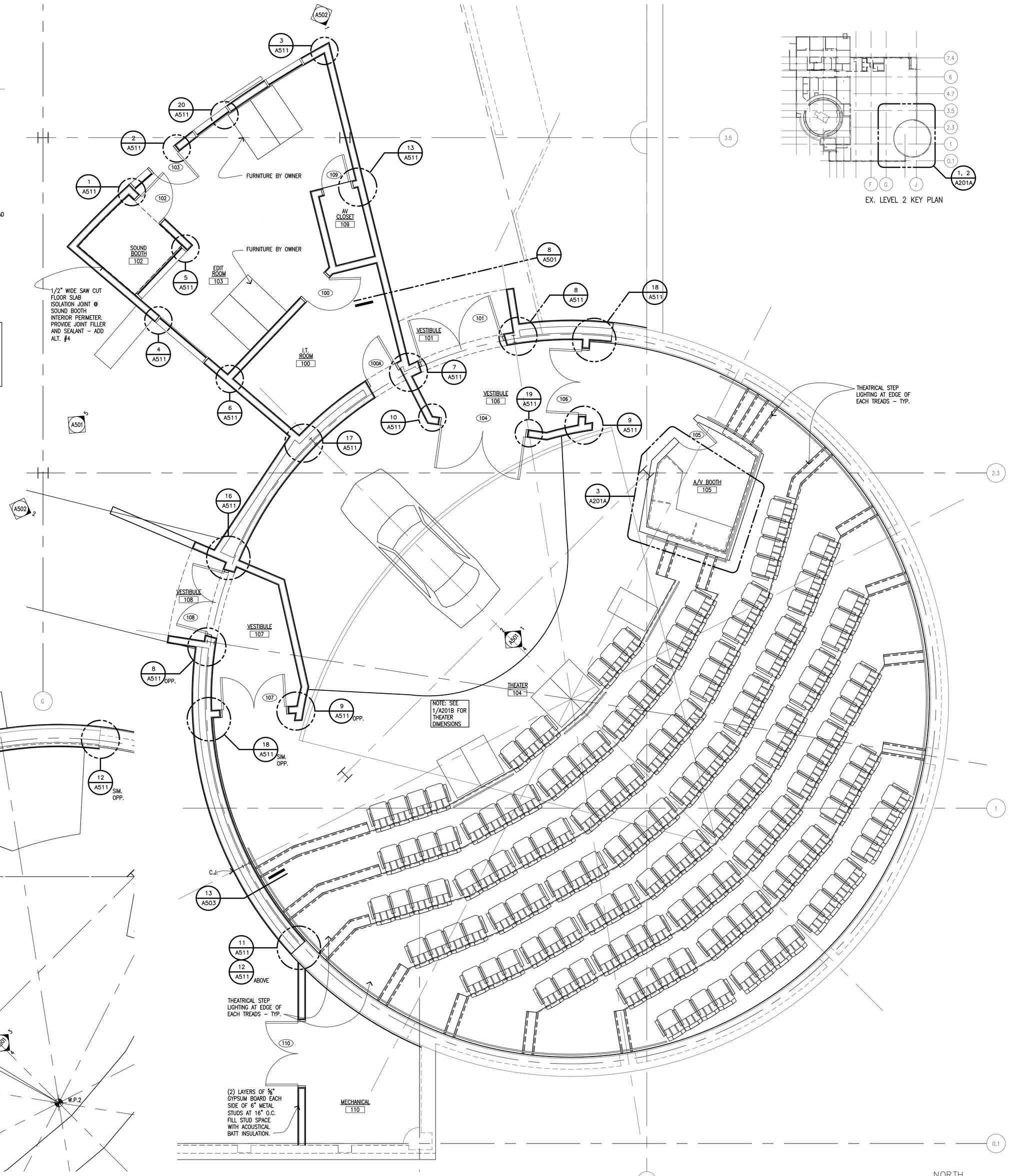

EX. LEVEL 2 KEY PLAN

1 A201A EX. LEVEL 2 FLOOR PLAN
SCALE: 1/4" = 1'-0"

NORTH

architecture
NEUMANN SMITH
400 Galleria Officentre
Suite 555
Southfield, Michigan 48034
phone 248.352.8310
fax 248.352.1821
ns@neumannsmith.com

Detroit Science Center
Toyota Engineering Theater
Detroit, Michigan

Revisions

09-30-08 Issued for Permit

Date
10/12/07
Drawn
jk
Checked
jk
Approved
SC
Bidpak Number

☐ Preliminary
■ Construction
☐ Record

Do not scale
Use figured dimensions only
Copyright © 2006

Job Number
27045
Title
Ex. Level 2 Floor Plans and Mezzanine Level Dimension Plan

Scale: 1/4" = 1'-0"
Sheet
A201A

CEILING LEGEND

FIXTURE TYPES

- RECESSED DOWNLIGHT W/ DIMMER
- 1x4 INDUST. CHAIN HUNG FLUORESCENT
- THEATRICAL LIGHTING
- XX'-XX" CEILING HEIGHT

CEILING TYPES

- 2'x2' ACOUSTICAL CEILING TILE LAY-IN ON METAL SUSPENSION SYSTEM
- 5/8" GYPSUM BOARD ON METAL SUSPENSION SYSTEM (PAINT)
- OPEN TO CONSTRUCTION ABOVE

MECH. FIXTURE TYPES

- SUPPLY DIFFUSER
- RETURN AIR GRILL
- LINEAR SUPPLY/RETURN GRILLE

GENERAL NOTES

1. CENTER LIGHT FIXTURES IN ROOMS UNLESS START POINT OR DIMENSIONS PROVIDED
2. REFER TO DESIGN BUILD ELECTRICAL DRAWINGS FOR SPECIFIC FIXTURE TYPES.
3. REFER TO DESIGN BUILD MECHANICAL DRAWINGS FOR SPECIFIC HVAC FIXTURES AND RELATED EQUIPMENT TYPES.
4. SPRINKLER HEADS TO BE CENTERED IN ALL CEILING TILE – AT AREAS OF GYPSUM CEILINGS SPRINKLER HEADS SHALL BE EQUALLY SPACED AND LOCATED ON CENTER LINES WITH LIGHT FIXTURES, DIFFUSERS ETC. – FINAL LOCATIONS AS REVIEWED BY ARCHITECT
5. SEE DESIGN BUILD ELECTRICAL DRAWINGS FOR MOUNTING HEIGHTS OF ALL WALL MOUNTED LIGHT FIXTURES
6. LIGHTING FIXTURES SHOWN ARE FOR GENERAL LIGHTING. SEE THEATRICAL LIGHTING DRAWINGS FOR ADDITIONAL THEATRE LIGHTING.

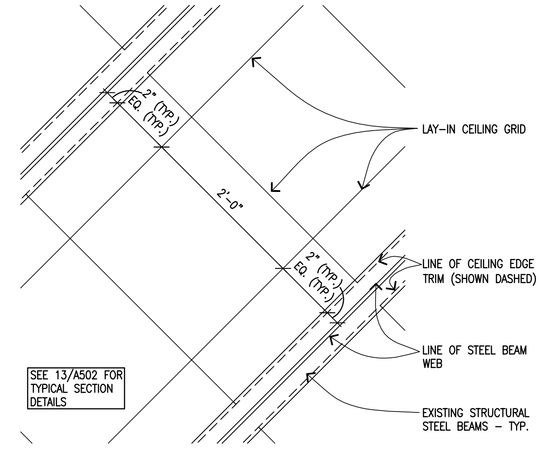

3 / A301 PLAN DETAIL
SCALE: 1" = 1'-0"

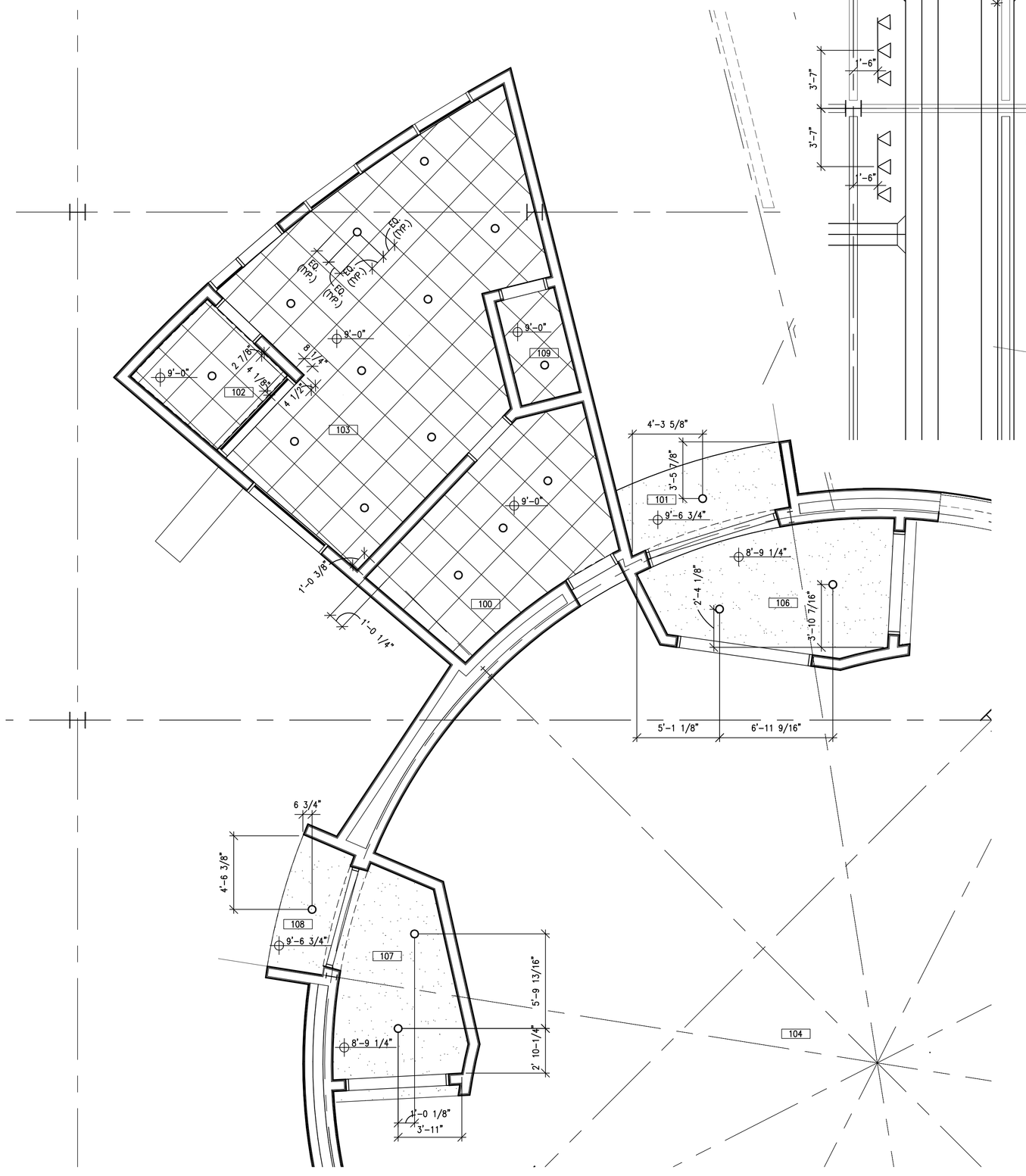

1 / A301 EX. LEVEL 2 REFLECTED CEILING PLAN
SCALE: 1/4" = 1'-0"

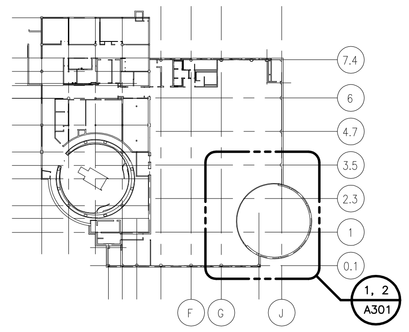

EX. LEVEL 2 KEY PLAN

NOTE: BID LAY-IN ACOUSTICAL CEILING SYSTEM, W/ GRID TO BE PAINTED TO MATCH CEILING TILES, IN THEATER 104 AS ADD ALTERNATE #2. BASE BID TO BE EXISTING EXPOSED CONSTRUCTION PAINTED P-3

2 / A301 EX. LEVEL 2 UPPER REFLECTED CEILING PLAN
SCALE: 1/4" = 1'-0"

NORTH

architecture
NEUMANN SMITH
400 Galleria Officentre
Suite 555
Southfield, Michigan 48034
phone 248.352.8310
fax 248.352.1821
ns@neumannsmith.com

Detroit Science Center
Toyota Engineering Theater
Detroit, Michigan

Revisions

09-30-08 Issued for Permit

Date **10/12/07**
Drawn **jk**
Checked **jk**
Approved
SC
Bidpak Number

☐ Preliminary
■ Construction
☐ Record

Do not scale
Use figured dimensions only
Copyright © 2006

Number **27045**

Title **Reflected Ceiling Plans**

Scale: 1/4" = 1'-0"
Sheet **A301**

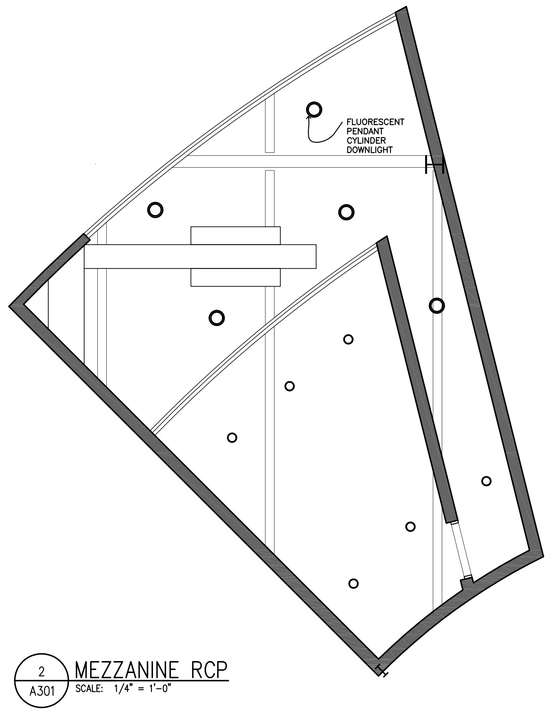

2 A301 MEZZANINE RCP
SCALE: 1/4" = 1'-0"

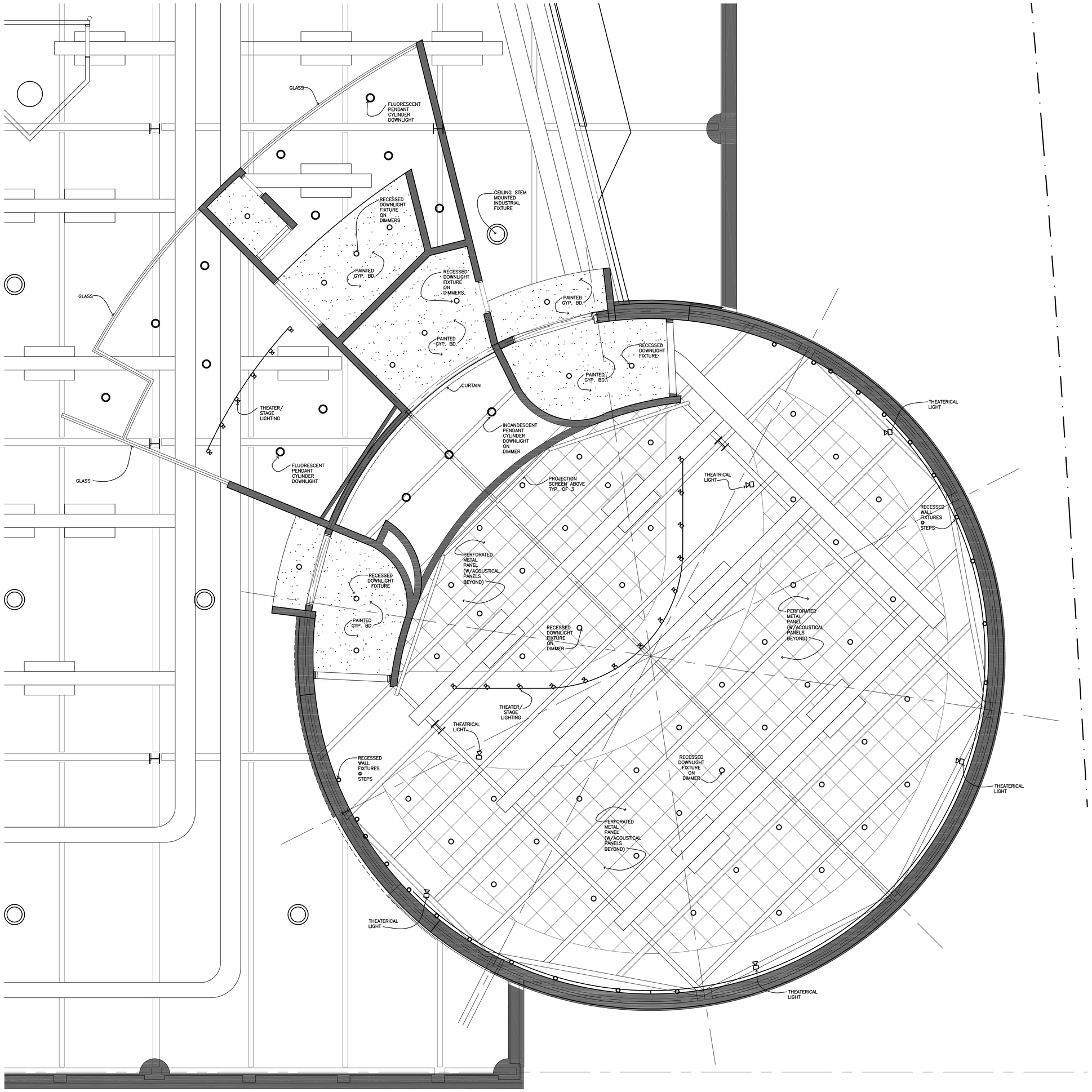

1 A301 REFLECTED CEILING PLAN
SCALE: 1/4 = 1'-0"

NORTH

NEUMANN SMITH architecture
400 Galleria Officentre
Suite 555
Southfield, Michigan 48034
phone 248.352.8310
fax 248.352.1821
ns@neumannsmith.com

Detroit Science Center
Toyota Theater
Detroit, Michigan

Revisions

05-21-07 **Schematic Design**

Date
05/08/07
Drawn
eds
Checked
Checked
Approved
Approved
Bidpak Number
..

■ Preliminary
□ Construction
□ Record

Do not scale
Use figured dimensions only
Copyright © 2006

Job Number
27045
Title
Detroit Science Center
Toyota Theater
RCP

Scale: 1/4" = 1'-0"
Sheet
A-301

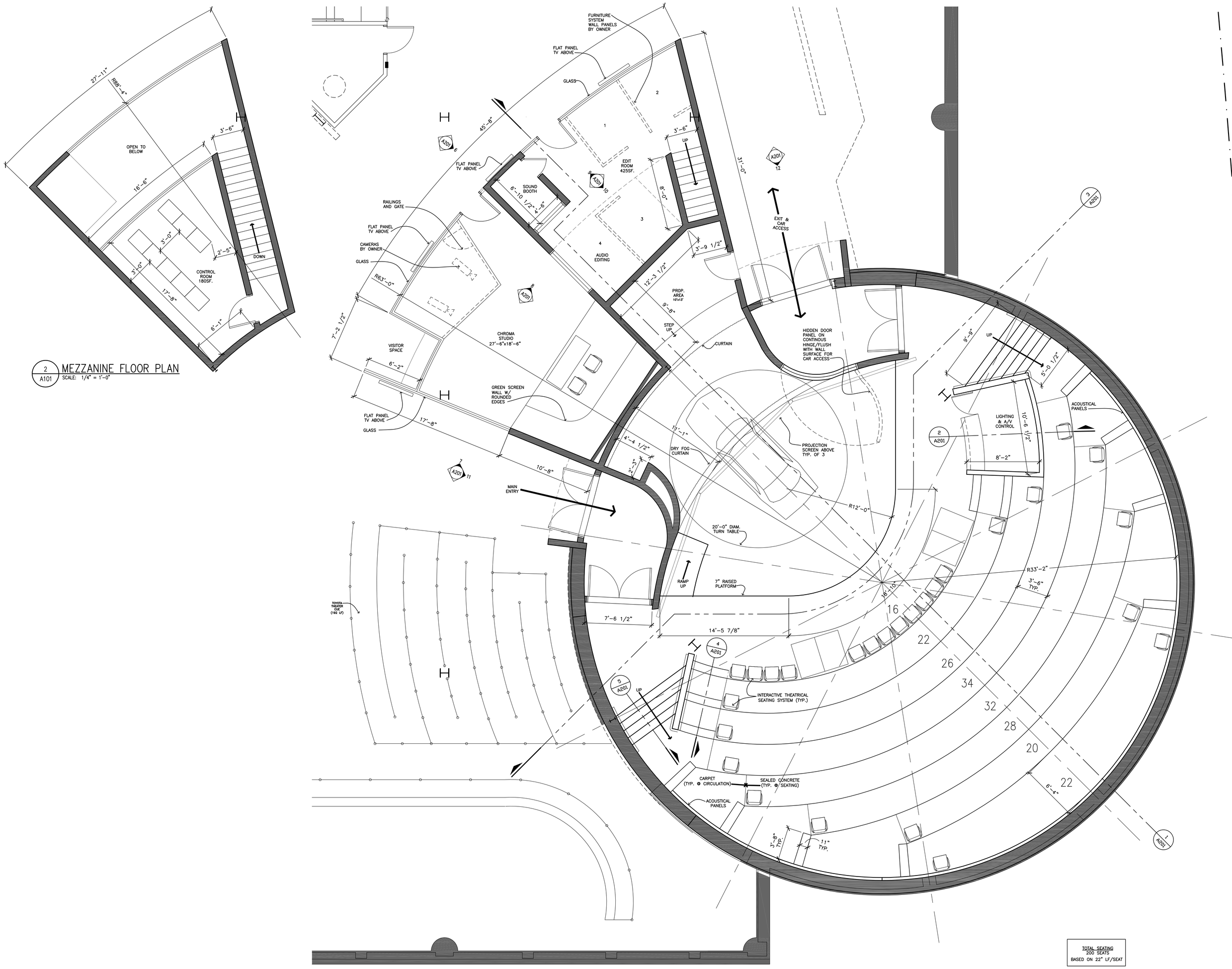

2 A101 MEZZANINE FLOOR PLAN
SCALE: 1/4" = 1'-0"

1 A101 FLOOR PLAN
SCALE: 1/4" = 1'-0"

NEUMANN SMITH architecture

400 Galleria Officentre
Suite 555
Southfield, Michigan 48034
phone 248.352.8310
fax 248.352.1821
ns@neumannsmith.com

Detroit Science Center
Toyota Theater
Detroit, Michigan

Revisions

05-21-07 Schematic Design

Date
05/08/07
Drawn
eds
Checked
Checked
Approved
Approved
Bidpak Number

■ Preliminary
☐ Construction
☐ Record

Do not scale
Use figured dimensions only
Copyright © 2006

Job Number
27045
Title
Detroit Science Center
Toyota Theater
Floor Plan

Scale: 1/8" = 1'-0"
Sheet
A-101

P:\2007\27045 - Detroit Science Center Theater\06-Pre\Design\27045-FP.dwg, 5/21/2007 10:42:17 AM, GatePDF Writer.pc3

architecture
NEUMANN SMITH

400 Galleria Officentre
Suite 555
Southfield, Michigan 48034
phone 248.352.8310
fax 248.352.1821
ns@neumannsmith.com

Detroit Science Center
Toyota Engineering Theater
Detroit, Michigan

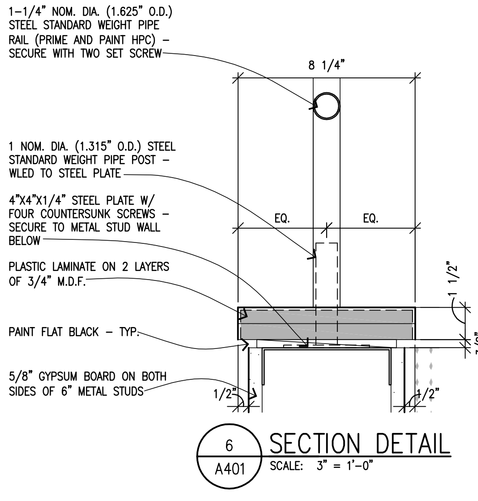

6 A401 **SECTION DETAIL**
SCALE: 3" = 1'-0"

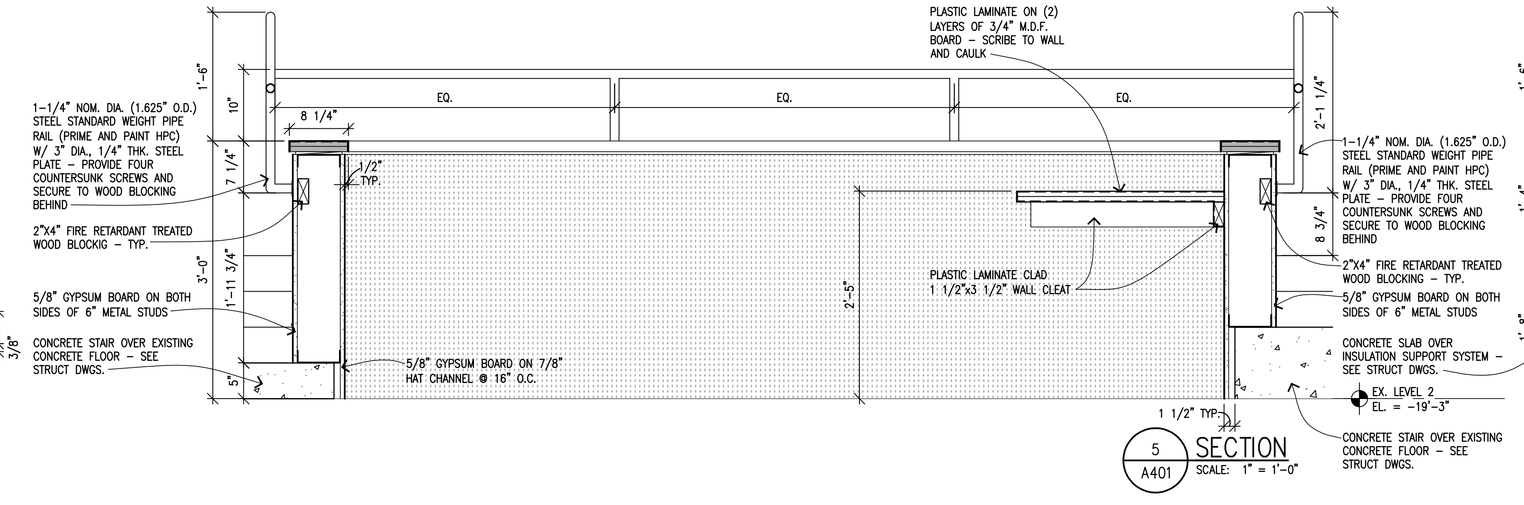

5 A401 **SECTION**
SCALE: 1" = 1'-0"

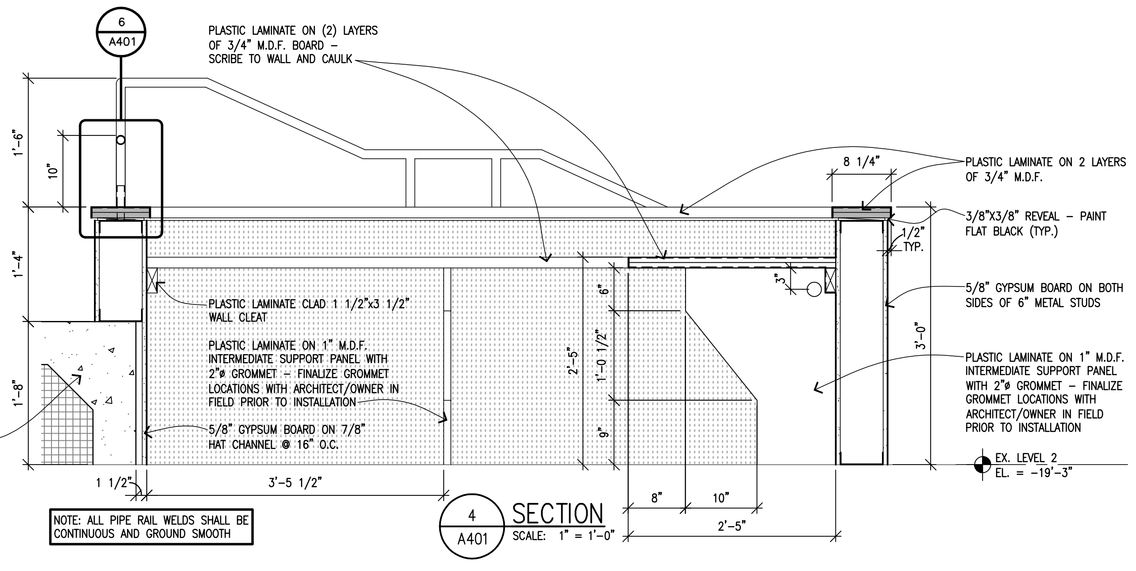

4 A401 **SECTION**
SCALE: 1" = 1'-0"

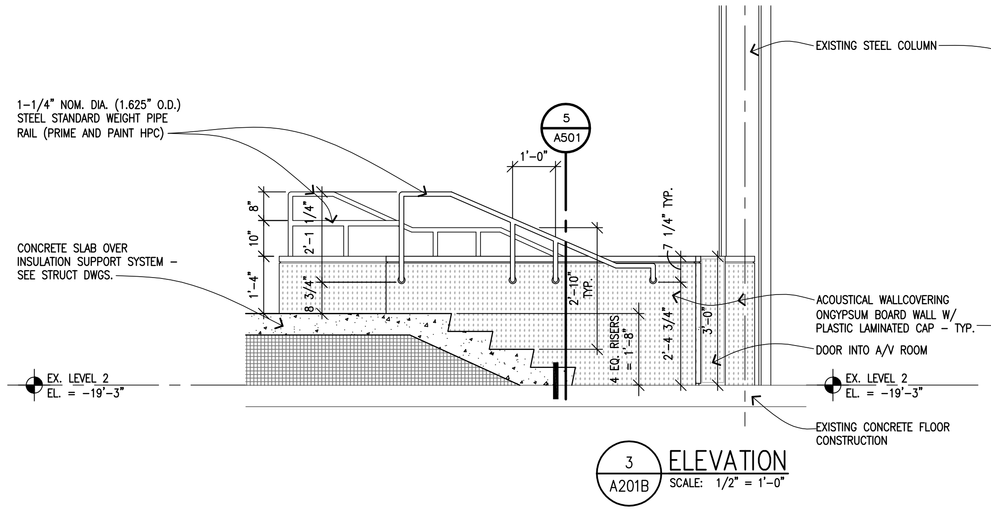

3 A201B **ELEVATION**
SCALE: 1/2" = 1'-0"

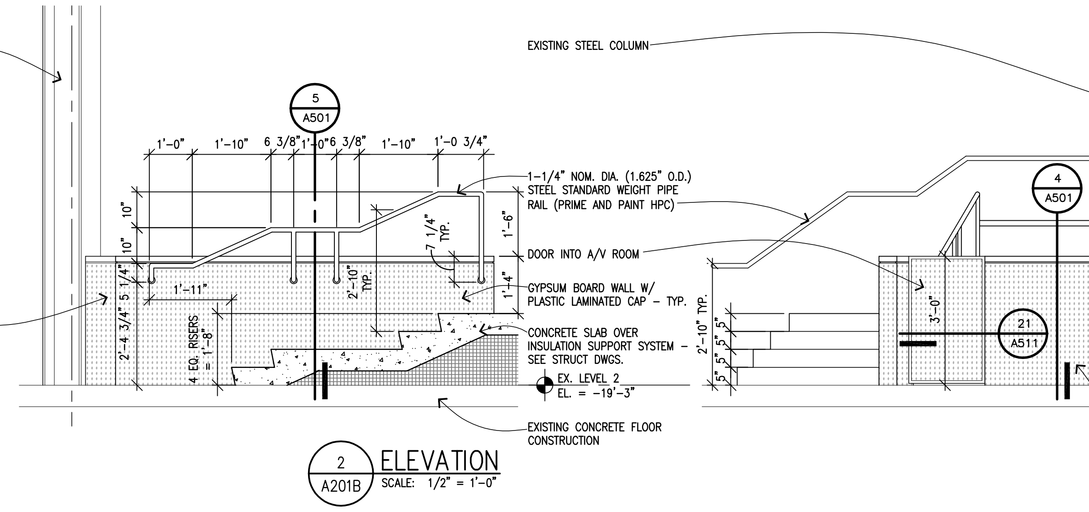

2 A201B **ELEVATION**
SCALE: 1/2" = 1'-0"

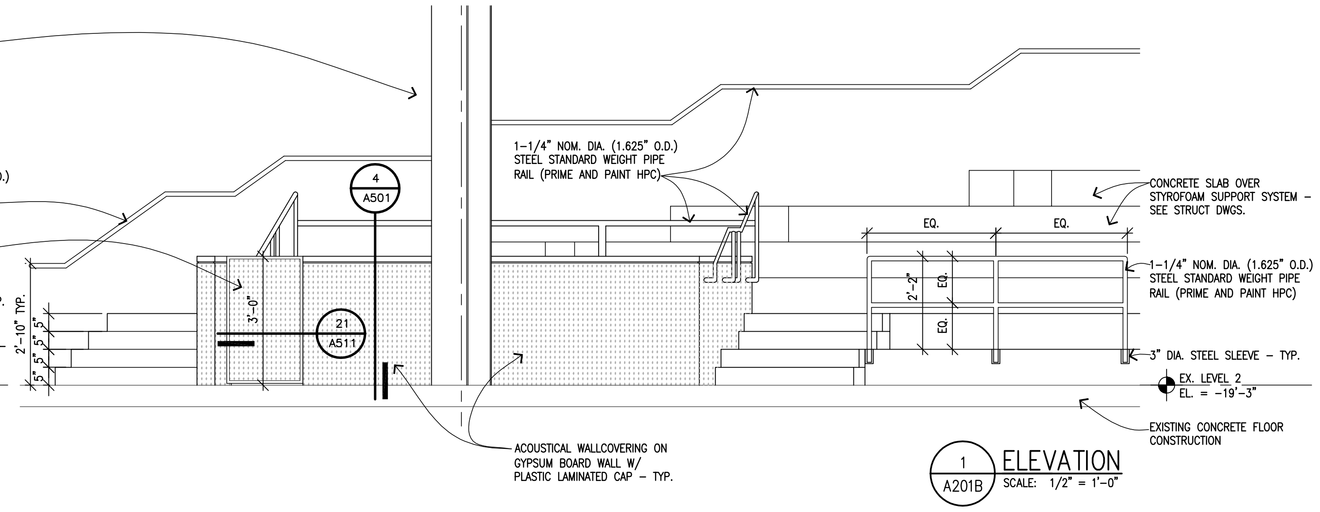

1 A201B **ELEVATION**
SCALE: 1/2" = 1'-0"

Revisions

09-30-08 Issued for Permit

Date
10/12/07
Drawn
jk
Checked
jk
Approved
sc
Bidpak Number

☐ Preliminary
■ Construction
☐ Record

Do not scale
Use figured dimensions only
Copyright © 2006

This Number
27045
Title
Interior Elevations, Section and Plan Details

Scale: As Noted
Sheet
A401

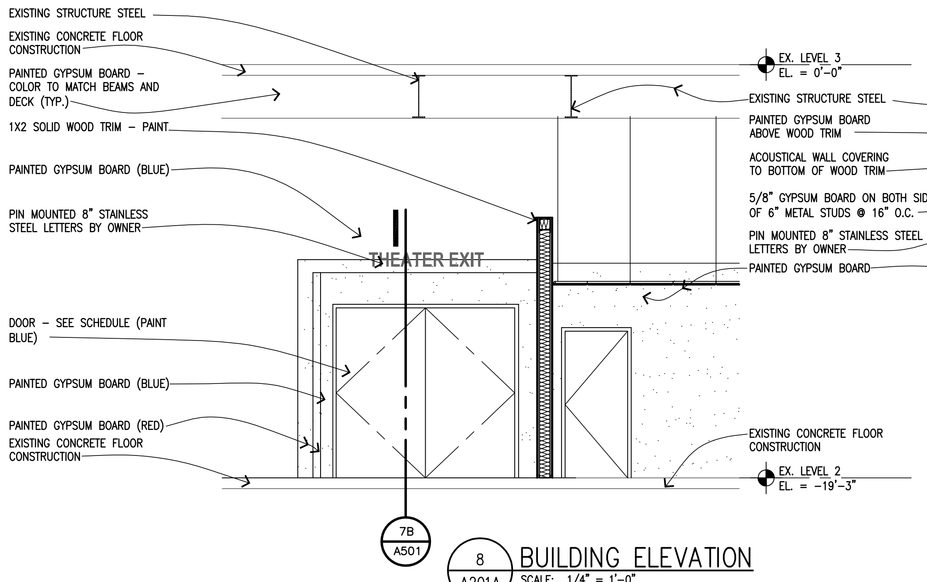

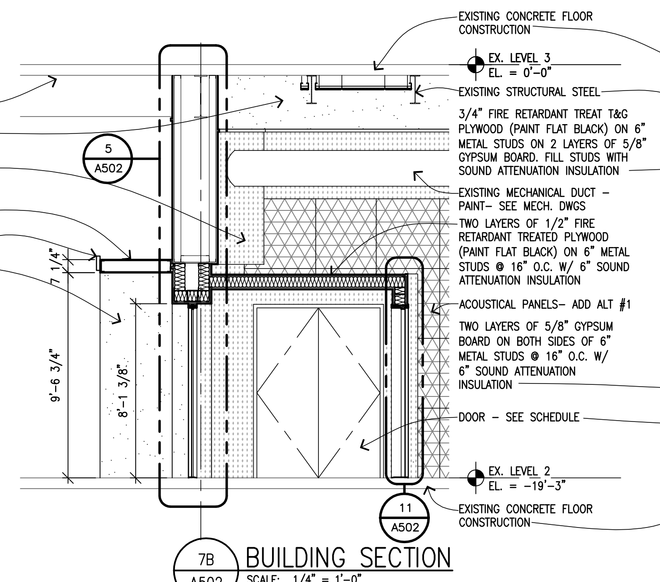

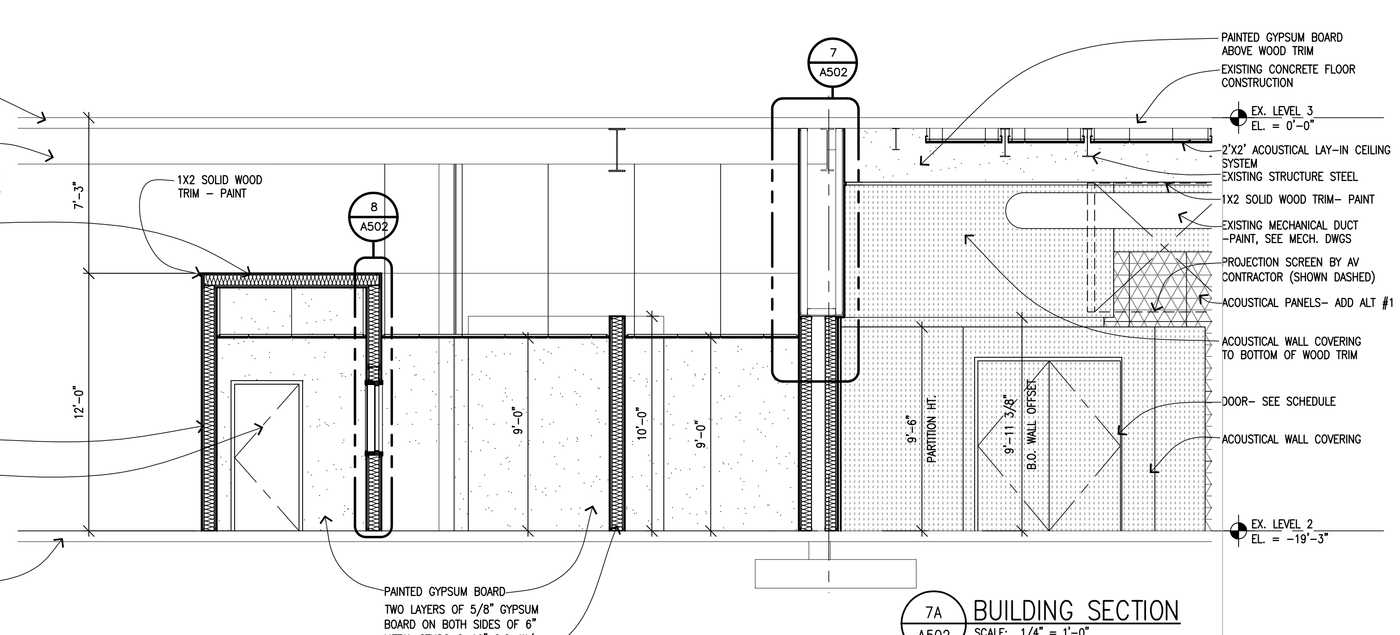

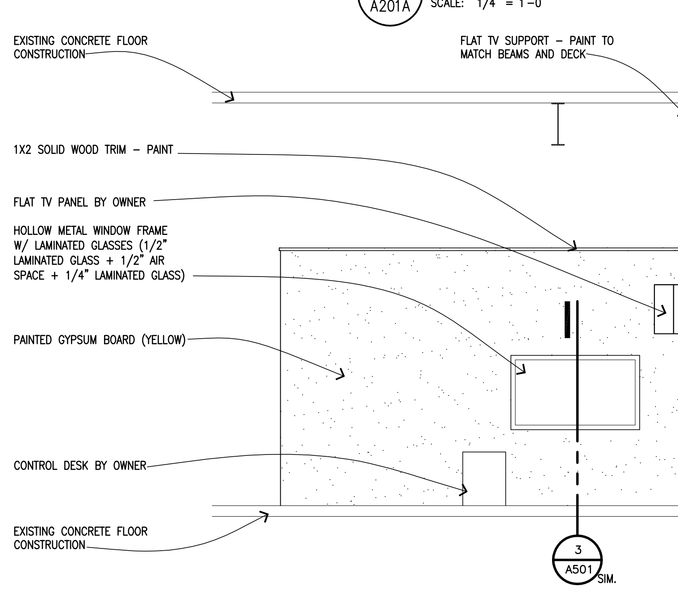

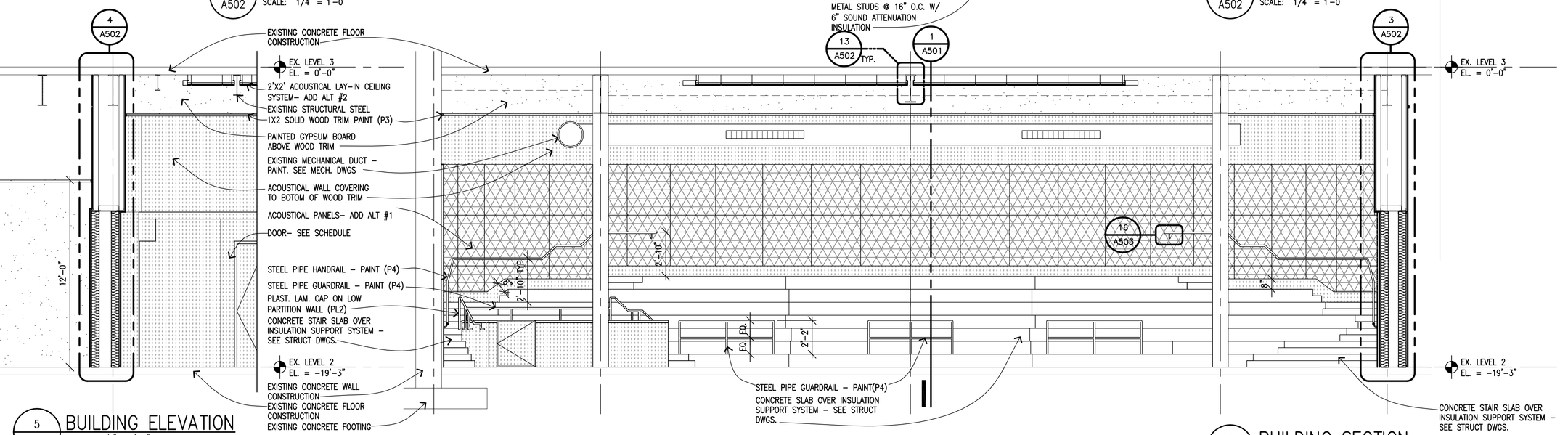

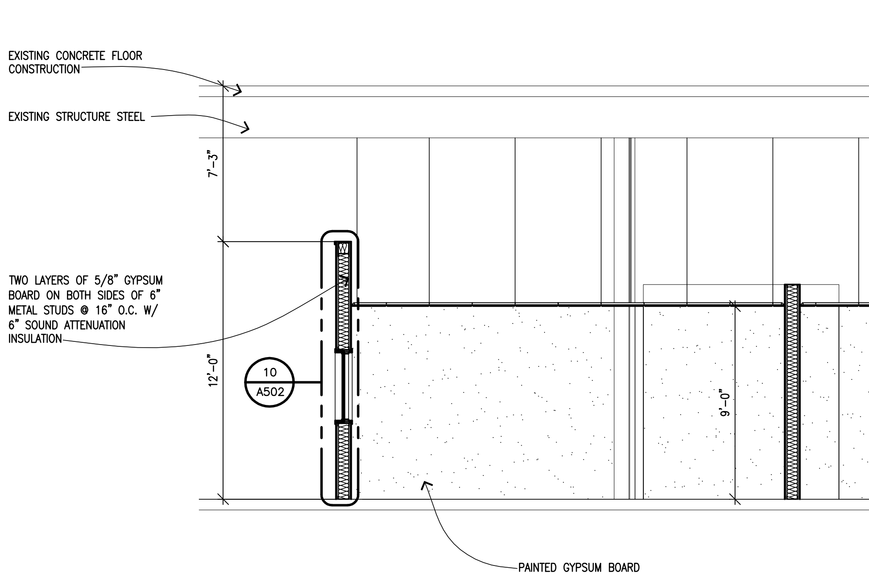

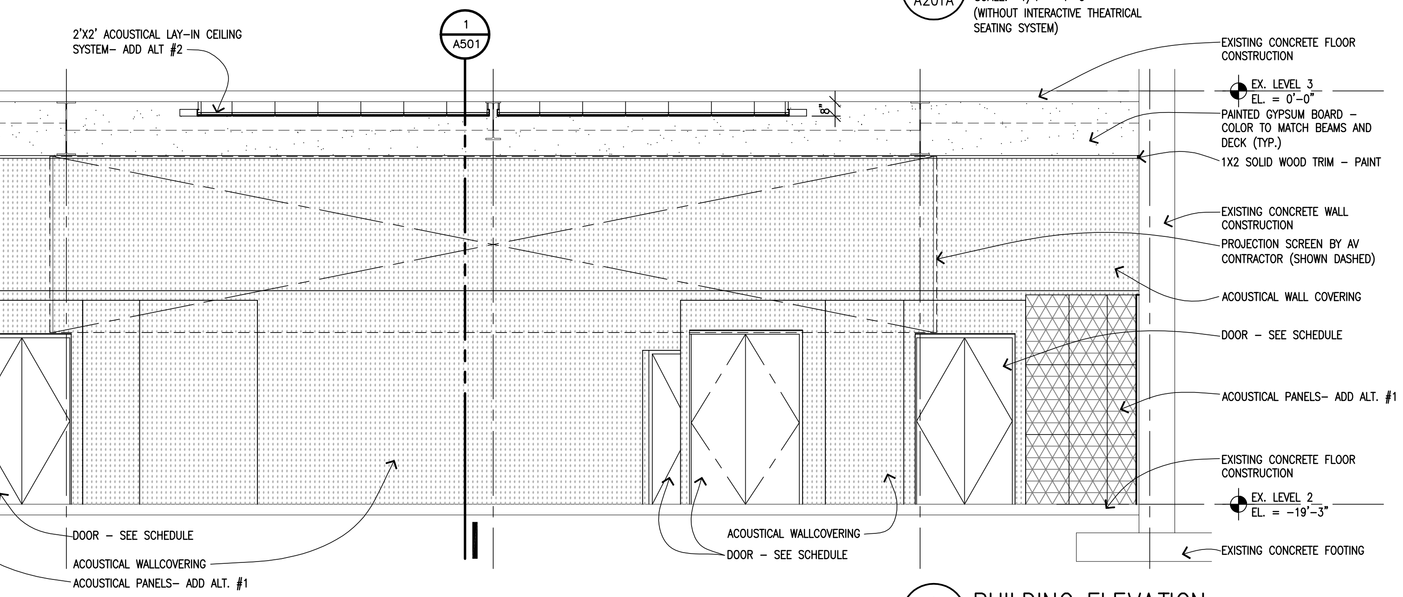

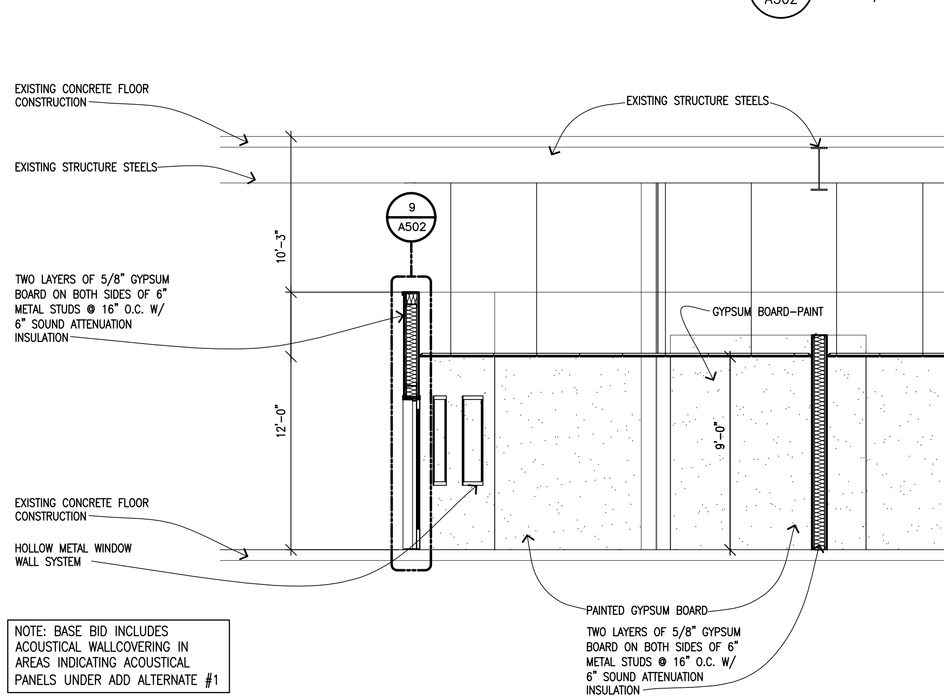

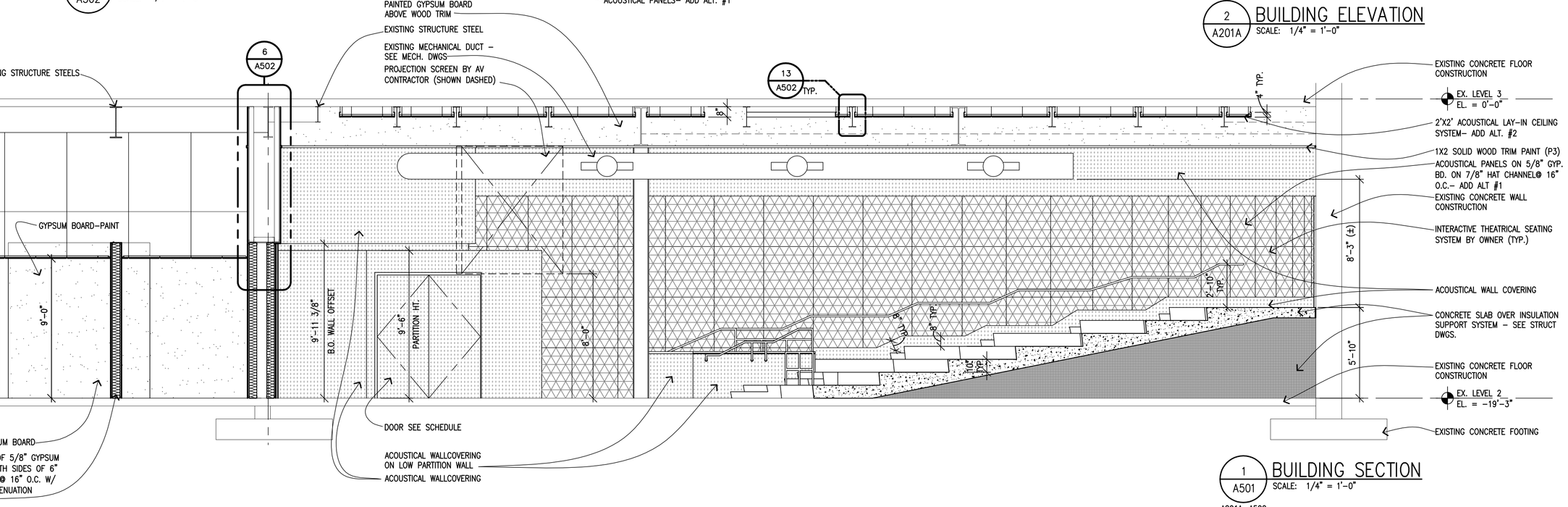

architecture
NEUMANN SMITH
400 Galleria Officentre
Suite 555
Southfield, Michigan 48034
phone 248.352.8310
fax 248.352.1821
ns@neumannsmith.com

Detroit Science Center
Toyota Engineering
Theater
Detroit, Michigan

Revisions

09-30-08 Issued for Permit

Date
10/12/07
Drawn
jk
Checked
jk
Approved
sc
Bidpak Number

☐ Preliminary
■ Construction
☐ Record

Do not scale
Use figured dimensions only
Copyright © 2006

Number
27045
Title
Sections and Elevations

Scale: As Noted
Sheet
A501

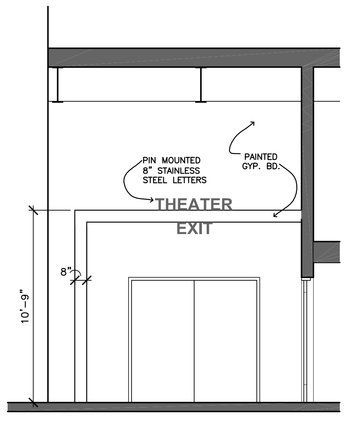

12 A201 INTERIOR ELEVATION
SCALE: 1/4" = 1'-0"

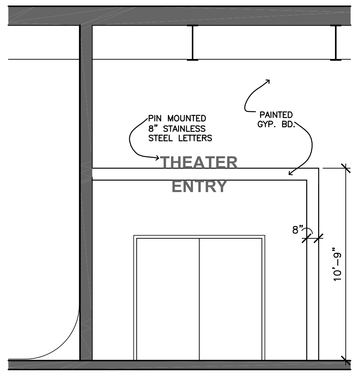

11 A201 INTERIOR ELEVATION
SCALE: 1/4" = 1'-0"

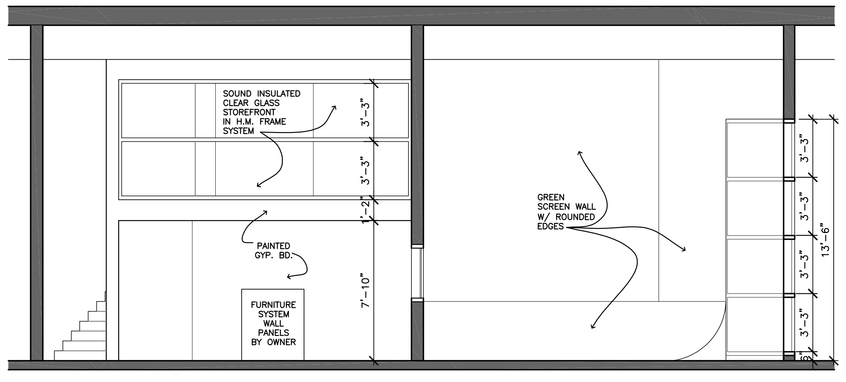

10 A201 INTERIOR ELEVATION
SCALE: 1/4" = 1'-0"

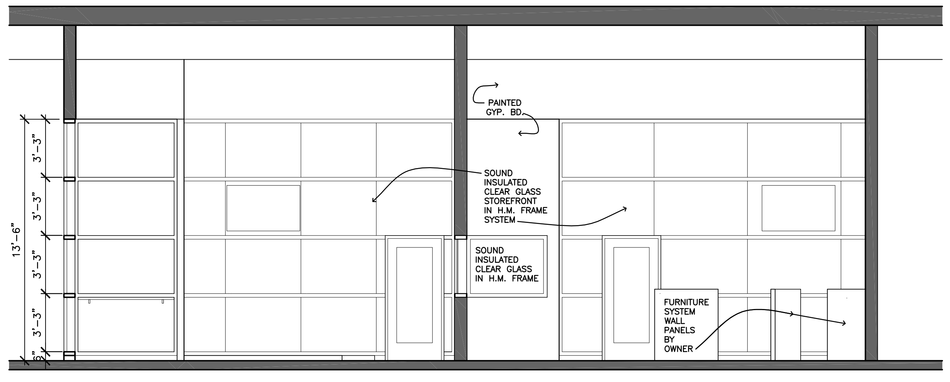

9 A201 INTERIOR ELEVATION
SCALE: 1/4" = 1'-0"

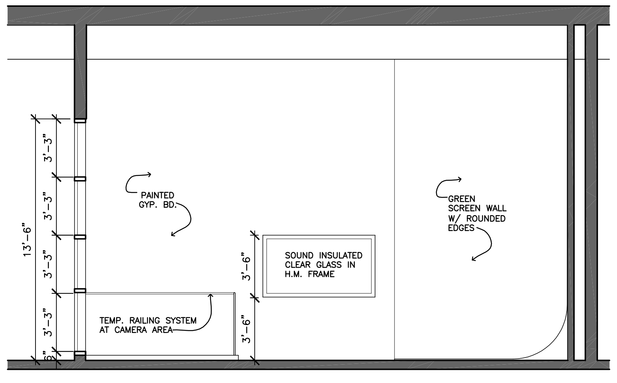

8 A201 INTERIOR ELEVATION
SCALE: 1/4" = 1'-0"

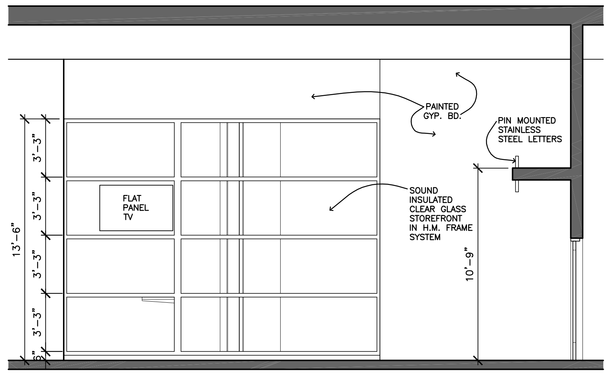

7 A201 INTERIOR ELEVATION
SCALE: 1/4" = 1'-0"

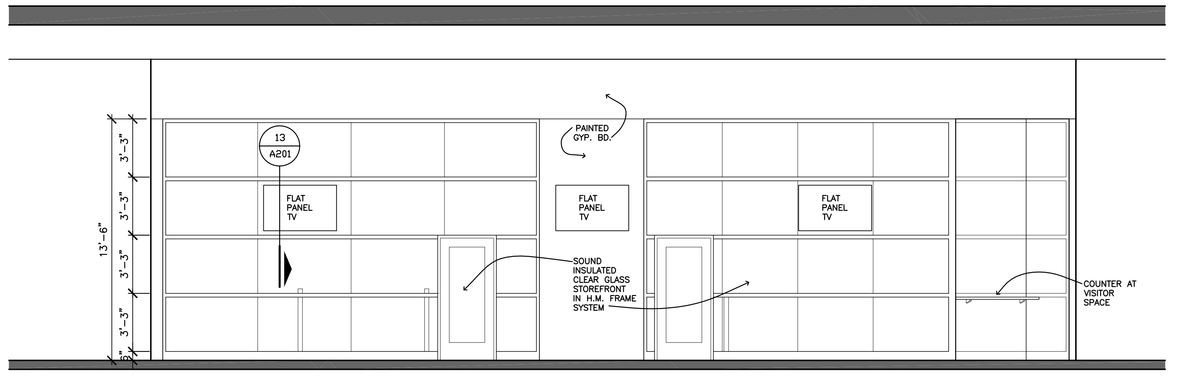

6 A201 INTERIOR ELEVATION
SCALE: 1/4" = 1'-0"

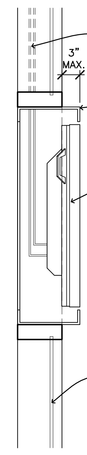

13 A201 SECTION DETAIL
SCALE: 1" = 1'-0"

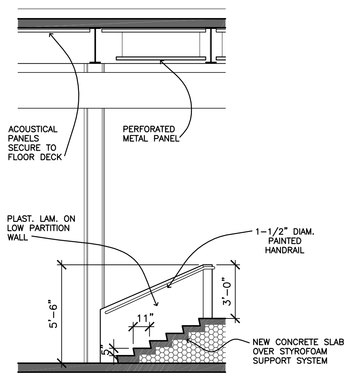

5 A201 SECTION
SCALE: 1/4" = 1'-0"

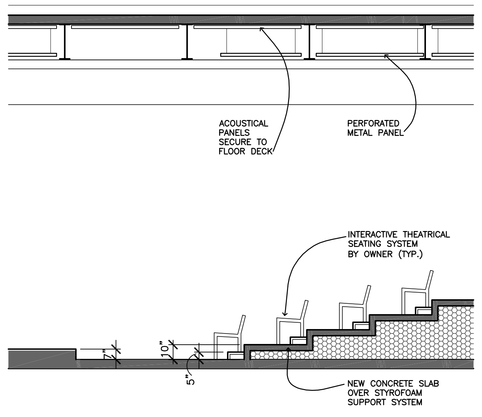

4 A201 SECTION
SCALE: 1/4" = 1'-0"

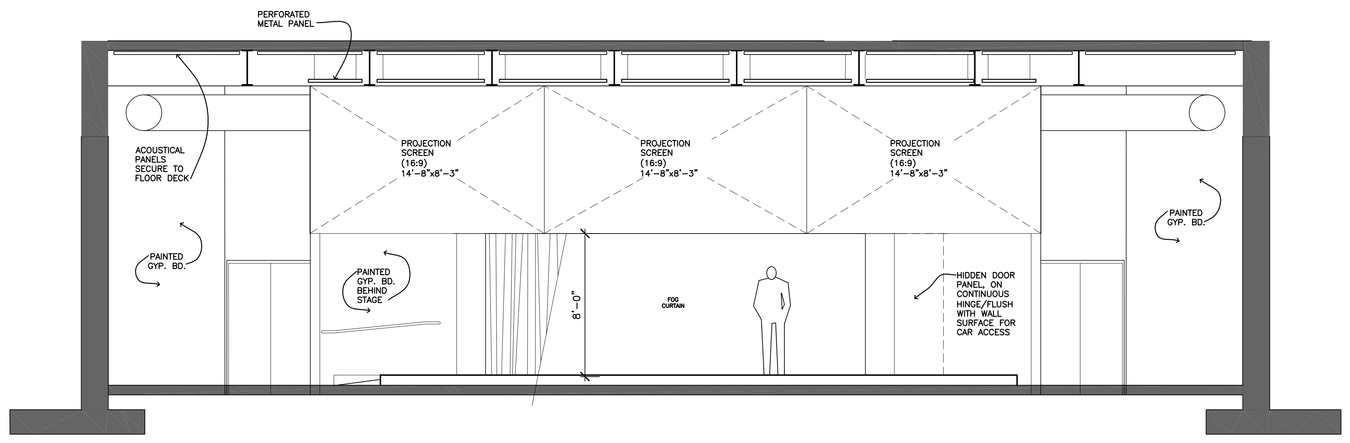

3 A201 CROSS SECTION @ STAGE
SCALE: 1/4" = 1'-0"

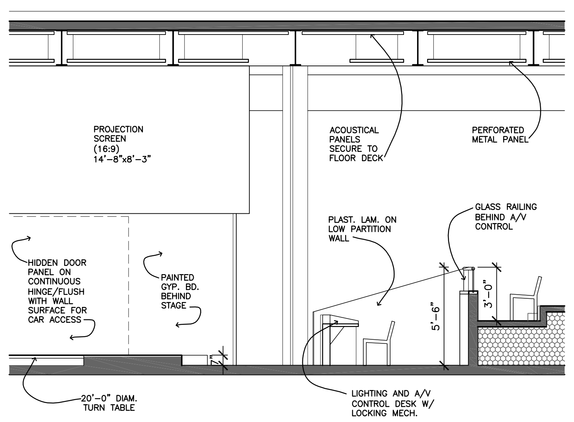

2 A201 SECTION THRU SOUND BOOTH
SCALE: 1/4" = 1'-0"

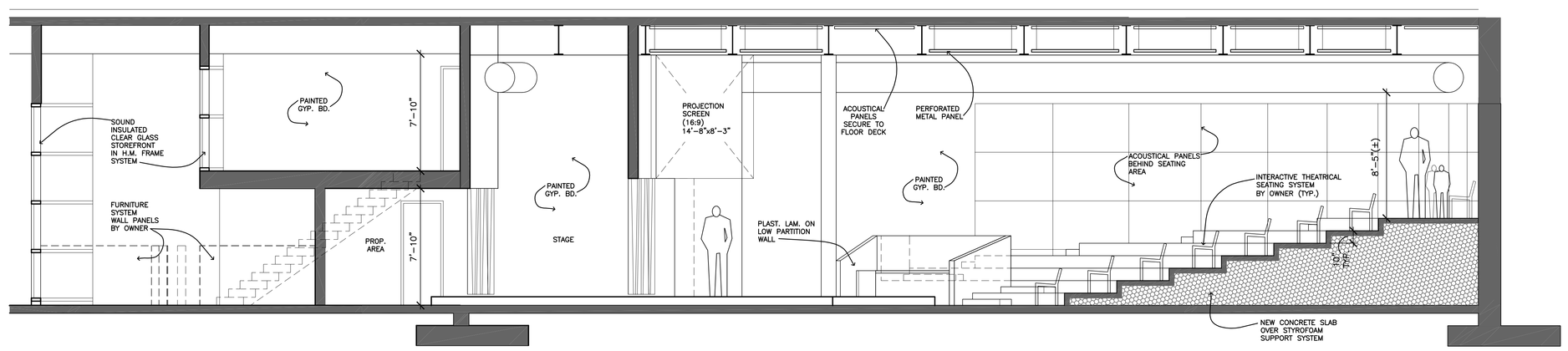

1 A201 LONGITUDINAL SECTION
SCALE: 1/4" = 1'-0"

architecture
NEUMANN SMITH
400 Galleria Officentre
Suite 555
Southfield, Michigan 48034
phone 248.352.8310
fax 248.352.1821
ns@neumannsmith.com

Detroit Science Center
Toyota Theater
Detroit, Michigan

Revisions

05-21-07 Schematic Design

Date
05/08/07
Drawn
eds
Checked
Checked
Approved
Approved
Bidpak Number

Preliminary
Construction
Record

Do not scale
Use figured dimensions only
Copyright © 2006

Job Number
27045
Title
Detroit Science Center
Toyota Theater
Sections & Elevations

Scale: 1/4" = 1'-0"
Sheet
A-201

P:\2007\27045 - Detroit Science Center-Theater\00-Pre\Design\27045-FP.dwg, 5/31/2007 10:42:34 AM, GalePDF Writer.pc3