

Membership Card Download FAQs

What devices can use the app?

Both iOS and Android enabled devices can use the app.

Does it cost anything?

The app is free.

How can I find my card?

1. Download the app, **eMembership Card**, from either Apple's App Store or the Google Play Store using these links:




2. The app picture is a red silhouette with the word 'Member' and a barcode underneath.



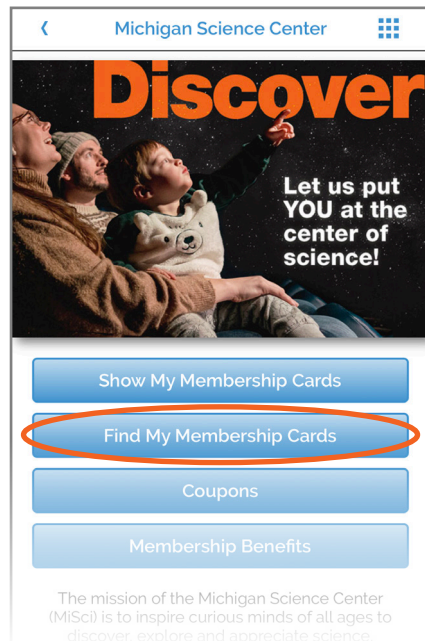
3. Once downloaded, the loading screen will display the app logo.

4. Allow the app to know your location. For members in the area, it will show the closest institutions to you. **Michigan Science Center** should be the top choice.



5. Now that your location is known you will see the choice for **Michigan Science Center**. Select it.

6. From there you will see our Discover image putting a family at the center of science. There are four tabs below it. Select '**Find My Membership Cards**'.

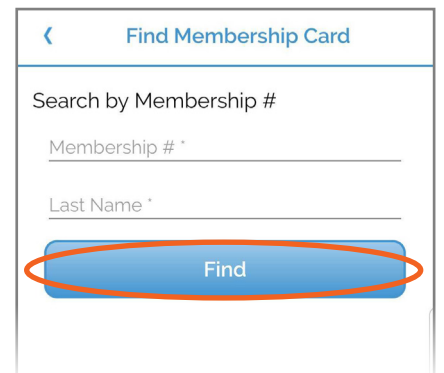


7. The app will prompt you for your membership number and your last name. Be sure to fill out both lines of information. Your member number was recently emailed to you, or you can recover it within the *member portal*.

8. Select '**Find**'.

9. Select '**Download my Card**' when your information appears.

10. Tap on the picture of the envelope.



11. Now you can see your membership cards.

Do I still need to reserve tickets online?

To expedite your entry at MiSci, please reserve admission tickets and any theater experiences in advance.

Do I still need to show my picture ID at the box office?

Yes, for security purposes, we will still need to verify your ID when using your membership card.

What if I don't have a smart phone or valid email address?

You can still utilize your membership by showing your picture ID when arriving at MiSci.

The digital membership cards will serve as a replacement for the paper copies sent out in years past. Your digital cards will be available 6-8 hours after your purchase.